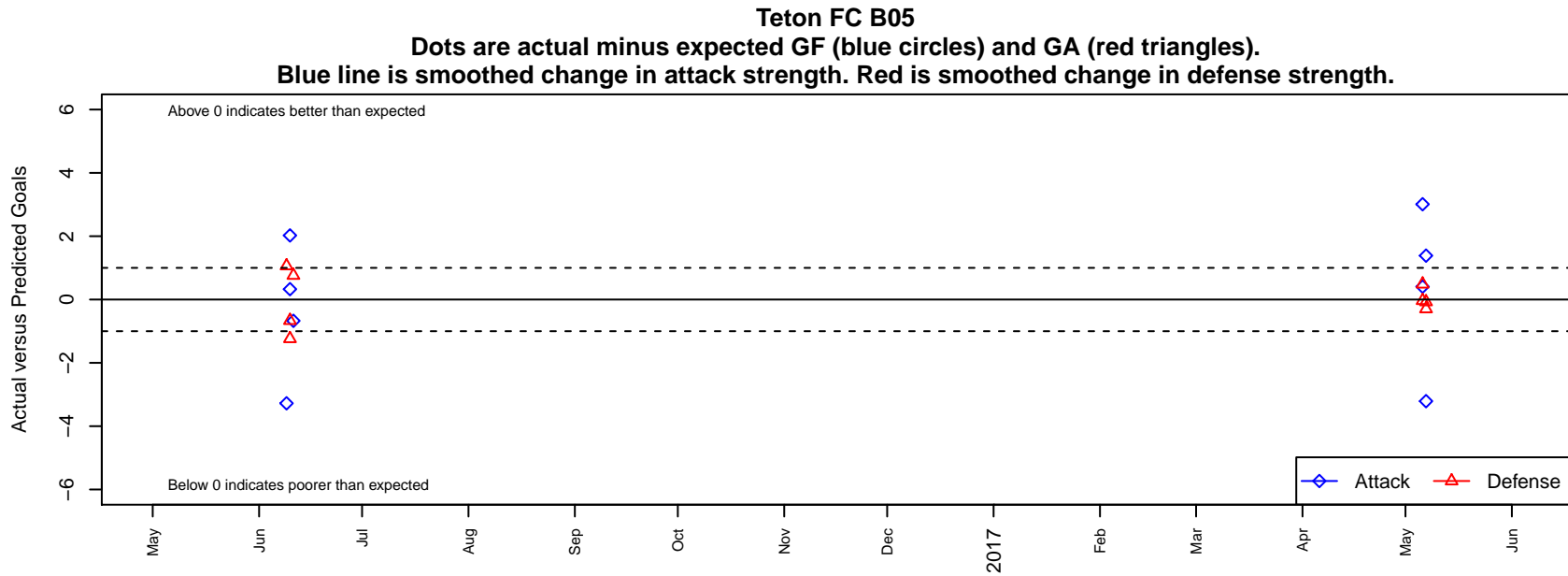


# Teton FC B05

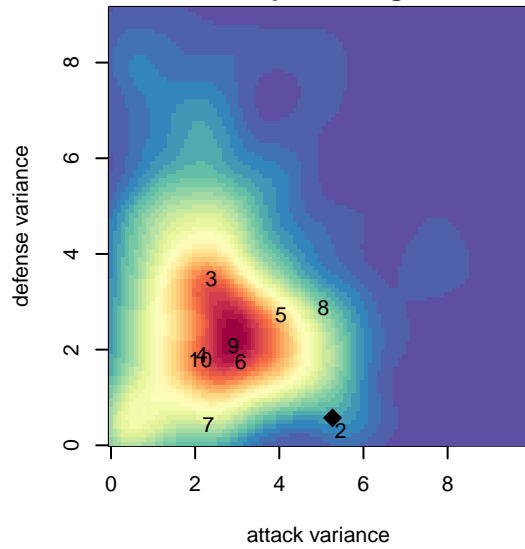
, ID  
 B05 total strength=901  
 attack=3.05 defense=0.66

alt names used:  
 TETON FC (ID)

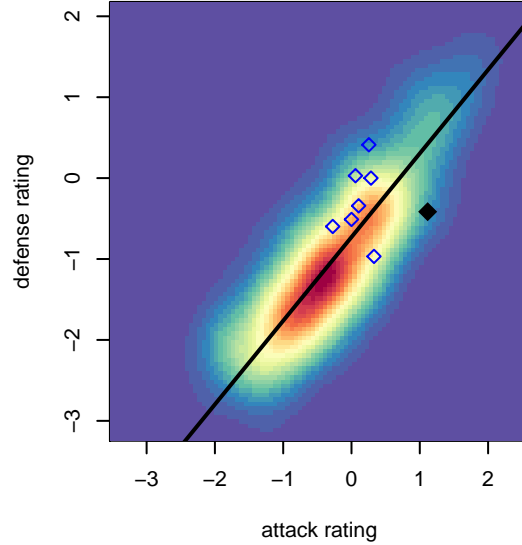
Venues played:  
 2016 Yellowstone Cup Gold  
 2016 Canyon Rim Classic U12 B American U12



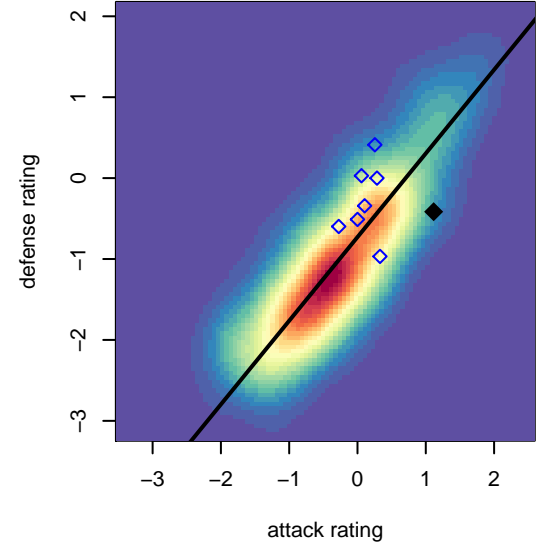
**attack and defense variance (black dot)  
relative to other teams  
and top 10 in region**



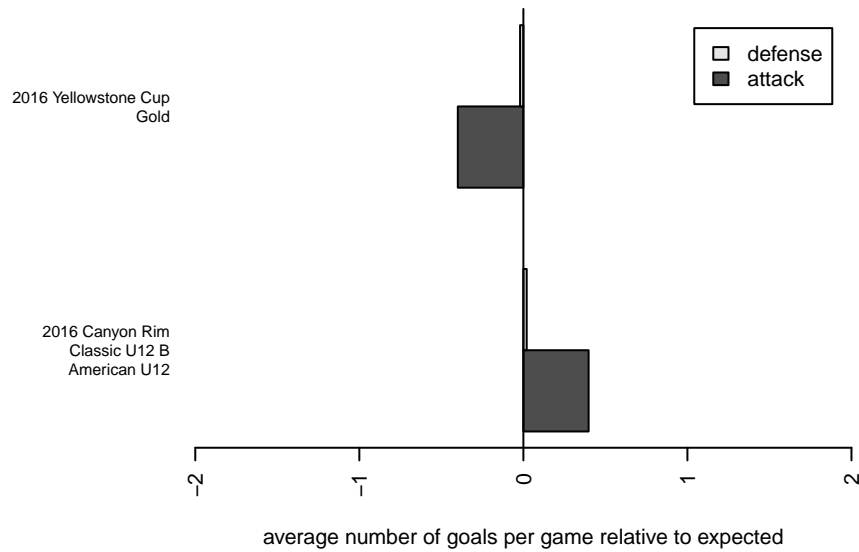
**attack and defense rating  
relative to others at age  
and all opponents in last 13 months**



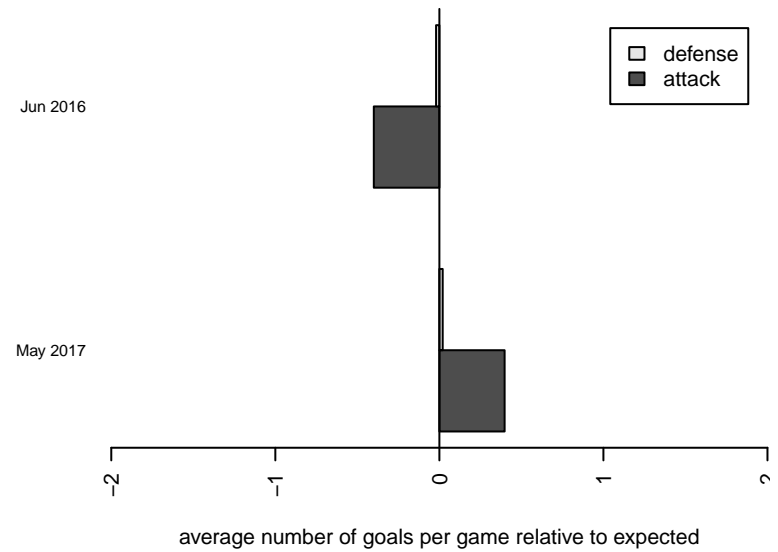
**attack and defense rating  
relative to others at age  
and all opponents in last 13 months**



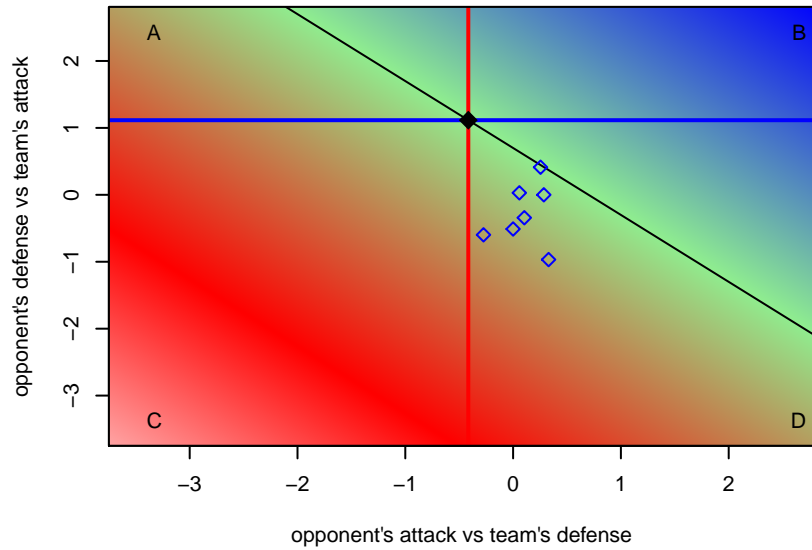
**Performance relative to 13 month average**



**Performance relative to 13 month average**



Distribution of opponents  
Red = Lose zone, Blue = Win zone, Green = Even  
Black line separates win/lose zones



lot. A=Neither has attack advantage, B=Opponent has both attack and defense advantage, C=Opponent has both attack and defense disadvantage, D=Both have

<b>date</b>	<b>home</b>		<b>away</b>		<b>venue</b>	<b>pred.home</b>	<b>pred.away</b>
2017-05-07	Teton FC B05	3	Rock Springs Avengers B05	2	2016 Canyon Rim Classic U12 B American U	1.61	1.93
2017-05-07	Teton FC B05	1	Canyon Optimist Inferno B05	2	2016 Canyon Rim Classic U12 B American U	4.21	1.70
2017-05-06	Teton FC B05	6	BYSL Bluebirdz B05	2	2016 Canyon Rim Classic U12 B American U	2.99	1.97
2017-05-06	Teton FC B05	5	Idaho Rush White B05	1	2016 Canyon Rim Classic U12 B American U	4.59	1.49
2016-06-11	FC Idaho B05	1	Teton FC B05	2	2016 Yellowstone Cup Gold	1.76	2.67
2016-06-10	FC Idaho B05	3	Teton FC B05	3	2016 Yellowstone Cup Gold	1.76	2.67
2016-06-10	Teton FC B05	9	Jefferson YSA B05	3	2016 Yellowstone Cup Gold	6.98	2.33
2016-06-09	Teton FC B05	1	PVSC United Fury B04	1	2016 Yellowstone Cup Gold	4.28	2.06